

# Single-Hung Window



The Serene Screen by Phantom® is picture perfect on single-hung windows. This versatile window screen solution provides insect protection and complete ventilation without blocking the view. With its easy-to-grip handle, built-in track latch system, and mesh retention system to keep the screen in place during light breezy conditions, the Serene Screen is designed with smooth operation in mind. There when you need it and out-of-sight when you don't; no other window screen is as stylish, versatile, or functional.

 **PHANTOM®**  
SCREENS  
*True to you. Pure Phantom*

# Product Specifications

## Features and Benefits

Offering total protection from insects while maintaining the views from inside and out, Serene Window Screens are a unique addition to any construction or renovation project.

- Retracts out-of-sight when not in use
- Enables interior and exterior mount and recessed installation options
- Allows full ventilation, providing protection from insects and UV rays, solar shading and enhanced privacy
- Combines innovative, consumer-driven design with functionality
- Ensures years of trouble-free operation and durability
- Blends with existing window frames with its low profile housing
- Adapts to most window applications and sizes
- Comes in a wide variety of colors and finishes, including wood grain
- Delivers superior quality with the installation by experienced professionals
- Guarantees additional peace of mind with the Limited Lifetime Warranty

## Components

Serene's high quality components ensure years of trouble-free operation.

- Slidebar, housing and tracks made from high-quality extruded aluminum
- Sturdy, UV resistant nylon handle and fittings
- Fiberglass mesh ensures enhanced durability (various mesh options for insect, solar and privacy are available)
- Color-matched corrosion resistant screws
- Built-in latching mechanism holds screen in place
- Mesh retention system helps prevent screen being blown out of tracks in breezy conditions
- Powder-coated finish resists fading and chipping\*

*\*Depending on the availability of the selected color tone, the housing and frames will be provided in either powder-coat or wet coat finishes.*

## Sizes


The Serene retractable window screen fits a variety of window applications.

Screen	Style	Height/Width	Pull Length
Serene	Window I	13 1/2" to 16 7/8" w*	Max 48"*
	Window II	17" to 72" w*	Max 78"*

*\*Not all mesh options are available in all sizes.*

## Colors\*

Serene Screens come in a variety of Signature designer colors, as shown below, to match most exterior or interior finishes. Thanks to our advanced color-matching technology through our Custom Coatings program, Serene Screens are also available in virtually any color including a variety of Decoral® decorative wood grain finishes. We offer the possibility of color-matching tracks, screws, handles and other components with every Custom Coatings order.



Classic White



Slivered Almond



Sandalwood



Driftwood Beige



Rideau Brown



Coastal Grey



Phantom Black



Hartford Green



*\*While every effort has been made to reproduce the actual color of the product, variations may occur in brochure production/printing. These color samples are to be used as a general color guide only.*



*True to you. Pure Phantom*

# Double-Hung Window



Serene Screens by Phantom® enhance the beauty of double-hung windows, retracting out-of-sight when not in use. Offering easy access to both window panes, Serene fully reveals exterior views and allows you to let in more natural light. With a wide selection of mesh types and color options, Serene Window Screens provide full ventilation, protection from insects, shading from the sun, and enhanced privacy.



*True to you. Pure Phantom.*

# Product Specifications

## Features and Benefits

Offering total protection from insects while maintaining the views from inside and out, Serene Window Screens are a unique addition to any construction or renovation project.

- Retracts out-of-sight when not in use
- Enables interior and exterior mount and recessed installation options
- Allows full ventilation, providing protection from insects and UV rays, solar shading and enhanced privacy
- Combines innovative, consumer-driven design with functionality
- Ensures years of trouble-free operation and durability
- Blends with existing window frames with its low profile housing
- Adapts to most window applications and sizes
- Comes in a wide variety of colors and finishes, including wood grain
- Delivers superior quality with the installation by experienced professionals
- Guarantees additional peace of mind with the Limited Lifetime Warranty

## Components

Serene's high quality components ensure years of trouble-free operation.

- Slidebar, housing and tracks made from high-quality extruded aluminum
- Sturdy, UV resistant nylon handle and fittings
- Fiberglass mesh ensures enhanced durability (various mesh options for insect, solar and privacy are available)
- Color-matched corrosion resistant screws
- Built-in latching mechanism holds screen in place
- Mesh retention system helps prevent screen being blown out of tracks in breezy conditions
- Powder-coated finish resists fading and chipping\*

*\*Depending on the availability of the selected color tone, the housing and frames will be provided in either powder-coat or wet coat finishes.*

## Sizes


The Serene retractable window screen fits a variety of window applications.

Screen	Style	Height/Width	Pull Length
Serene	Window I	13 1/2" to 16 7/8" w*	Max 48"*
	Window II	17" to 72" w*	Max 78"*

*\*Not all mesh options are available in all sizes.*

## Colors\*

Serene Screens come in a variety of Signature designer colors, as shown below, to match most exterior or interior finishes. Thanks to our advanced color-matching technology through our Custom Coatings program, Serene Screens are also available in virtually any color including a variety of Decoral® decorative wood grain finishes. We offer the possibility of color-matching tracks, screws, handles and other components with every Custom Coatings order.



Classic White



Slivered Almond



Sandalwood



Driftwood Beige



Rideau Brown



Coastal Grey



Phantom Black



Hartford Green



*\*While every effort has been made to reproduce the actual color of the product, variations may occur in brochure production/printing. These color samples are to be used as a general color guide only.*



*True to you. Pure Phantom*

# Casement Window



Serene Screens by Phantom® are ideally suited for casement window applications including in-swing, out-swing, awning and slider styles. Seamless integration to the window frame allows Serene to blend with any décor and preserve the views inside and out. Offering a wide selection of mesh types and color options, Serene Screens provide full ventilation, protection from insects, shading from the sun, and enhanced privacy.

 **PHANTOM®**  
S C R E E N S  
*True to you. Pure Phantom.*

# Product Specifications

## Features and Benefits

Offering total protection from insects while maintaining the views from inside and out, Serene Window Screens are a unique addition to any construction or renovation project.

- Retracts out-of-sight when not in use
- Enables interior and exterior mount and recessed installation options
- Allows full ventilation, providing protection from insects and UV rays, solar shading and enhanced privacy
- Combines innovative, consumer-driven design with functionality
- Ensures years of trouble-free operation and durability
- Blends with existing window frames with its low profile housing
- Adapts to most window applications and sizes
- Comes in a wide variety of colors and finishes, including wood grain
- Delivers superior quality with the installation by experienced professionals
- Guarantees additional peace of mind with the Limited Lifetime Warranty

## Components

Serene's high quality components ensure years of trouble-free operation.

- Slidebar, housing and tracks made from high-quality extruded aluminum
- Sturdy, UV resistant nylon handle and fittings
- Fiberglass mesh ensures enhanced durability (various mesh options for insect, solar and privacy are available)
- Color-matched corrosion resistant screws
- Built-in latching mechanism holds screen in place
- Mesh retention system helps prevent screen being blown out of tracks in breezy conditions
- Powder-coated finish resists fading and chipping\*

*\*Depending on the availability of the selected color tone, the housing and frames will be provided in either powder-coat or wet coat finishes.*

## Sizes


The Serene retractable window screen fits a variety of window applications.

Screen	Style	Height/Width	Pull Length
Serene	Window I	13 1/2" to 16 7/8" w*	Max 48"*
	Window II	17" to 72" w*	Max 78"*

*\*Not all mesh options are available in all sizes.*

## Colors\*

Serene Screens come in a variety of Signature designer colors, as shown below, to match most exterior or interior finishes. Thanks to our advanced color-matching technology through our Custom Coatings program, Serene Screens are also available in virtually any color including a variety of Decoral® decorative wood grain finishes. We offer the possibility of color-matching tracks, screws, handles and other components with every Custom Coatings order.



Classic White



Slivered Almond



Sandalwood



Driftwood Beige



Rideau Brown



Coastal Grey



Phantom Black



Hartford Green



*\*While every effort has been made to reproduce the actual color of the product, variations may occur in brochure production/printing. These color samples are to be used as a general color guide only.*



*True to you. Pure Phantom*