


Double-French Door



Phantom retractable door screens provide solutions to even the most challenging applications. The classic elegance of a double-French door is uncompromised by twin Phantom Screens® mounted on each side of the door frame. Perfect for both in-swing or out-swing varieties, the dual screens meet in the center and are held in place with magnets or optional locking pins. There when you need them and out-of-sight when you don't; no other door screen is as stylish, versatile, or functional.

Product Specifications

Features and Benefits

There when you need it and out-of-sight when you don't, the Phantom Door Screen is a unique addition to any construction or renovation project.

- Provides protection from insects and UV rays
- Allows full ventilation and durability with its fiberglass mesh
- Combines innovative, consumer-driven design with functionality
- Ensures years of trouble-free operation
- Holds screen tightly in place with its spring tension technology
- Adapts to virtually all door applications and sizes
- Comes in a variety of popular, designer colors and finishes to match any décor
- Delivers superior quality thanks to the installation by experienced service professionals
- Backed by Phantom, the leading brand in the retractable screening industry
- Guarantees additional peace of mind with the Limited Lifetime Warranty

Components

Phantom's high-quality components ensure years of trouble-free operation.

- Slide bar, housing, and track system made from high quality extruded aluminum
- Powder coated finish resists fading and chipping*
- Sturdy, UV resistant nylon handle and fittings
- Fiberglass mesh ensures enhanced durability (various mesh options for insect, solar, and privacy are available)
- Solid spring mechanism to retract screen

**Depending on the availability of the selected color tone, the housing and frames will be provided in either powder-coated or wet coat finishes.*

Sizes

Phantom Screens fit most standard and oversized door applications.

Screen	Style	Height/Width	Pull Length
Phantom	Single Door (one screen unit)	78" to 100" h 100 1/8" to 120" h	Max 48" Max 36"
	Double Door (two screen units)	78" to 100" h 100 1/8" to 120" h	Max 96" Max 72"

**Not all mesh options are available in all sizes.*

Colors*

Phantom's family of screens come in a variety of Signature designer colors, as shown below, to match most exterior or interior finishes. All of Phantom's retractable screens are also available in virtually any color including a variety of Decoral® decorative wood grain finishes. We offer the possibility of color-matching tracks, screws, handles and other components with every Custom Coatings order.



Classic White




Slivered Almond




Sandalwood




Driftwood Beige



Rideau Brown



Coastal Grey



Phantom Black



Hartford Green

**While every effort has been made to reproduce the actual color of the product, variations may occur in brochure production/printing. These color samples are to be used as a general color guide only.*



True to you. Pure Phantom

Front Door



Phantom retractable door screens allow you to keep insects at bay without compromising the look and design of the door. Available in various sizes up to a maximum height of 120", the Phantom door screen is a perfect fit on any door. There when you need it and out-of-sight when you don't; Phantom door screens add great value to any residential or commercial property.



True to you. Pure Phantom.

Product Specifications

Features and Benefits

There when you need it and out-of-sight when you don't, the Phantom Door Screen is a unique addition to any construction or renovation project.

- Provides protection from insects and UV rays
- Allows full ventilation and durability with its fiberglass mesh
- Combines innovative, consumer-driven design with functionality
- Ensures years of trouble-free operation
- Holds screen tightly in place with its spring tension technology
- Adapts to virtually all door applications and sizes
- Comes in a variety of popular, designer colors and finishes to match any décor
- Delivers superior quality thanks to the installation by experienced service professionals
- Backed by Phantom, the leading brand in the retractable screening industry
- Guarantees additional peace of mind with the Limited Lifetime Warranty

Components

Phantom's high-quality components ensure years of trouble-free operation.

- Slide bar, housing, and track system made from high quality extruded aluminum
- Powder coated finish resists fading and chipping*
- Sturdy, UV resistant nylon handle and fittings
- Fiberglass mesh ensures enhanced durability (various mesh options for insect, solar, and privacy are available)
- Solid spring mechanism to retract screen

**Depending on the availability of the selected color tone, the housing and frames will be provided in either powder-coated or wet coat finishes.*

Sizes

Phantom Screens fit most standard and oversized door applications.

Screen	Style	Height/Width	Pull Length
Phantom	Single Door (one screen unit)	78" to 100" h 100 1/8" to 120" h	Max 48" Max 36"
	Double Door (two screen units)	78" to 100" h 100 1/8" to 120" h	Max 96" Max 72"

**Not all mesh options are available in all sizes.*

Colors*

Phantom's family of screens come in a variety of Signature designer colors, as shown below, to match most exterior or interior finishes. All of Phantom's retractable screens are also available in virtually any color including a variety of Decoral® decorative wood grain finishes. We offer the possibility of color-matching tracks, screws, handles and other components with every Custom Coatings order.



Classic White




Slivered Almond




Sandalwood




Driftwood Beige



Rideau Brown



Coastal Grey



Phantom Black



Hartford Green

**While every effort has been made to reproduce the actual color of the product, variations may occur in brochure production/printing. These color samples are to be used as a general color guide only.*



True to you. Pure Phantom

Single In-swing Door



Phantom's retractable door screen complements even the finest in-swing entry doors. Unlike conventional fixed screens or storm doors, Phantom's screens don't obstruct your view – they retract out-of-sight when not in use. Designed to blend seamlessly with the door frame, these screening solutions provide insect protection, and a clear view inside and out.

 **PHANTOM**
SCREENS
True to you. Pure Phantom.

Product Specifications

Features and Benefits

There when you need it and out-of-sight when you don't, the Phantom Door Screen is a unique addition to any construction or renovation project.

- Provides protection from insects and UV rays
- Allows full ventilation and durability with its fiberglass mesh
- Combines innovative, consumer-driven design with functionality
- Ensures years of trouble-free operation
- Holds screen tightly in place with its spring tension technology
- Adapts to virtually all door applications and sizes
- Comes in a variety of popular, designer colors and finishes to match any décor
- Delivers superior quality thanks to the installation by experienced service professionals
- Backed by Phantom, the leading brand in the retractable screening industry
- Guarantees additional peace of mind with the Limited Lifetime Warranty

Components

Phantom's high-quality components ensure years of trouble-free operation.

- Slide bar, housing, and track system made from high quality extruded aluminum
- Powder coated finish resists fading and chipping*
- Sturdy, UV resistant nylon handle and fittings
- Fiberglass mesh ensures enhanced durability (various mesh options for insect, solar, and privacy are available)
- Solid spring mechanism to retract screen

**Depending on the availability of the selected color tone, the housing and frames will be provided in either powder-coated or wet coat finishes.*

Sizes

Phantom Screens fit most standard and oversized door applications.

Screen	Style	Height/Width	Pull Length
Phantom	Single Door (one screen unit)	78" to 100" h 100 1/8" to 120" h	Max 48" Max 36"
	Double Door (two screen units)	78" to 100" h 100 1/8" to 120" h	Max 96" Max 72"

**Not all mesh options are available in all sizes.*

Colors*

Phantom's family of screens come in a variety of Signature designer colors, as shown below, to match most exterior or interior finishes. All of Phantom's retractable screens are also available in virtually any color including a variety of Decoral® decorative wood grain finishes. We offer the possibility of color-matching tracks, screws, handles and other components with every Custom Coatings order.



Classic White




Slivered Almond




Sandalwood




Driftwood Beige



Rideau Brown



Coastal Grey



Phantom Black



Hartford Green

**While every effort has been made to reproduce the actual color of the product, variations may occur in brochure production/printing. These color samples are to be used as a general color guide only.*



True to you. Pure Phantom

Single Out-swing Door



Phantom's retractable door screen complements any out-swing entry door. Unlike conventional fixed screens, Phantom's screens don't obstruct the view – they retract out-of-sight when not in use. Mounted on the inside of the door frame, the Phantom Screen does not interfere with the door's operation. Designed to blend seamlessly with the door frame, this retractable screening solution provides insect protection, and a clear view inside and out.

Product Specifications

Features and Benefits

There when you need it and out-of-sight when you don't, the Phantom Door Screen is a unique addition to any construction or renovation project.

- Provides protection from insects and UV rays
- Allows full ventilation and durability with its fiberglass mesh
- Combines innovative, consumer-driven design with functionality
- Ensures years of trouble-free operation
- Holds screen tightly in place with its spring tension technology
- Adapts to virtually all door applications and sizes
- Comes in a variety of popular, designer colors and finishes to match any décor
- Delivers superior quality thanks to the installation by experienced service professionals
- Backed by Phantom, the leading brand in the retractable screening industry
- Guarantees additional peace of mind with the Limited Lifetime Warranty

Components

Phantom's high-quality components ensure years of trouble-free operation.

- Slide bar, housing, and track system made from high quality extruded aluminum
- Powder coated finish resists fading and chipping*
- Sturdy, UV resistant nylon handle and fittings
- Fiberglass mesh ensures enhanced durability (various mesh options for insect, solar, and privacy are available)
- Solid spring mechanism to retract screen

**Depending on the availability of the selected color tone, the housing and frames will be provided in either powder-coated or wet coat finishes.*

Sizes

Phantom Screens fit most standard and oversized door applications.

Screen	Style	Height/Width	Pull Length
Phantom	Single Door (one screen unit)	78" to 100" h 100 1/8" to 120" h	Max 48" Max 36"
	Double Door (two screen units)	78" to 100" h 100 1/8" to 120" h	Max 96" Max 72"

**Not all mesh options are available in all sizes.*

Colors*

Phantom's family of screens come in a variety of Signature designer colors, as shown below, to match most exterior or interior finishes. All of Phantom's retractable screens are also available in virtually any color including a variety of Decoral® decorative wood grain finishes. We offer the possibility of color-matching tracks, screws, handles and other components with every Custom Coatings order.



Classic White




Slivered Almond



Sandalwood




Driftwood Beige



Rideau Brown



Coastal Grey



Phantom Black



Hartford Green

**While every effort has been made to reproduce the actual color of the product, variations may occur in brochure production/printing. These color samples are to be used as a general color guide only.*



True to you. Pure Phantom

Sliding Door



Phantom's retractable door screens blend seamlessly with your sliding doors without detracting from the building's design. Unlike conventional sliding screens, Phantom door screens retract out-of-sight when you don't need them, restoring an open view. There when you need it and out-of-sight when you don't; no other door screen is as stylish, versatile, or functional.

 **PHANTOM**
SCREENS
True to you. Pure Phantom.

Product Specifications

Features and Benefits

There when you need it and out-of-sight when you don't, the Phantom Door Screen is a unique addition to any construction or renovation project.

- Provides protection from insects and UV rays
- Allows full ventilation and durability with its fiberglass mesh
- Combines innovative, consumer-driven design with functionality
- Ensures years of trouble-free operation
- Holds screen tightly in place with its spring tension technology
- Adapts to virtually all door applications and sizes
- Comes in a variety of popular, designer colors and finishes to match any décor
- Delivers superior quality thanks to the installation by experienced service professionals
- Backed by Phantom, the leading brand in the retractable screening industry
- Guarantees additional peace of mind with the Limited Lifetime Warranty

Components

Phantom's high-quality components ensure years of trouble-free operation.

- Slide bar, housing, and track system made from high quality extruded aluminum
- Powder coated finish resists fading and chipping*
- Sturdy, UV resistant nylon handle and fittings
- Fiberglass mesh ensures enhanced durability (various mesh options for insect, solar, and privacy are available)
- Solid spring mechanism to retract screen

**Depending on the availability of the selected color tone, the housing and frames will be provided in either powder-coated or wet coat finishes.*

Sizes


Phantom Screens fit most standard and oversized door applications.

Screen	Style	Height/Width	Pull Length
Phantom	Single Door (one screen unit)	78" to 100" h 100 1/8" to 120" h	Max 48" Max 36"
	Double Door (two screen units)	78" to 100" h 100 1/8" to 120" h	Max 96" Max 72"

**Not all mesh options are available in all sizes.*

Colors*

Phantom's family of screens come in a variety of Signature designer colors, as shown below, to match most exterior or interior finishes. All of Phantom's retractable screens are also available in virtually any color including a variety of Decoral® decorative wood grain finishes. We offer the possibility of color-matching tracks, screws, handles and other components with every Custom Coatings order.



Classic White



Slivered Almond



Sandalwood



Driftwood Beige



Rideau Brown



Coastal Grey



Phantom Black



Hartford Green

**While every effort has been made to reproduce the actual color of the product, variations may occur in brochure production/printing. These color samples are to be used as a general color guide only.*



True to you. Pure Phantom

Oversized Openings and Doors



The elegance of oversized openings and doorways doesn't have to be compromised. Phantom Screens® offers stylish, retractable screens in a variety of colors and sizes to accommodate oversized single and double openings. When the screen is retracted, the housing and tracks blend in with the frame, preserving your décor and opening your full view. Out-of-sight until you need them, no other screen is as stylish, versatile, or functional.



True to you. Pure Phantom.

Product Specifications

Features and Benefits

There when you need it and out-of-sight when you don't, the Phantom Door Screen is a unique addition to any construction or renovation project.

- Provides protection from insects and UV rays
- Allows full ventilation and durability with its fiberglass mesh
- Combines innovative, consumer-driven design with functionality
- Ensures years of trouble-free operation
- Holds screen tightly in place with its spring tension technology
- Adapts to virtually all door applications and sizes
- Comes in a variety of popular, designer colors and finishes to match any décor
- Delivers superior quality thanks to the installation by experienced service professionals
- Backed by Phantom, the leading brand in the retractable screening industry
- Guarantees additional peace of mind with the Limited Lifetime Warranty

Components

Phantom's high-quality components ensure years of trouble-free operation.

- Slide bar, housing, and track system made from high quality extruded aluminum
- Powder coated finish resists fading and chipping*
- Sturdy, UV resistant nylon handle and fittings
- Fiberglass mesh ensures enhanced durability (various mesh options for insect, solar, and privacy are available)
- Solid spring mechanism to retract screen

**Depending on the availability of the selected color tone, the housing and frames will be provided in either powder-coated or wet coat finishes.*

Sizes

Phantom Screens fit most standard and oversized door applications.

Screen	Style	Height/Width	Pull Length
Phantom	Single Door (one screen unit)	78" to 100" h 100 1/8" to 120" h	Max 48" Max 36"
	Double Door (two screen units)	78" to 100" h 100 1/8" to 120" h	Max 96" Max 72"

**Not all mesh options are available in all sizes.*

Colors*

Phantom's family of screens come in a variety of Signature designer colors, as shown below, to match most exterior or interior finishes. All of Phantom's retractable screens are also available in virtually any color including a variety of Decoral® decorative wood grain finishes. We offer the possibility of color-matching tracks, screws, handles and other components with every Custom Coatings order.



Classic White




Slivered Almond



Sandalwood




Driftwood Beige



Rideau Brown



Coastal Grey



Phantom Black



Hartford Green

**While every effort has been made to reproduce the actual color of the product, variations may occur in brochure production/printing. These color samples are to be used as a general color guide only.*



True to you. Pure Phantom